



**Green Investor Day – May 9<sup>th</sup>, 2013**  
**Growth and Capital**  
**Green Companies meet Institutional Investors**



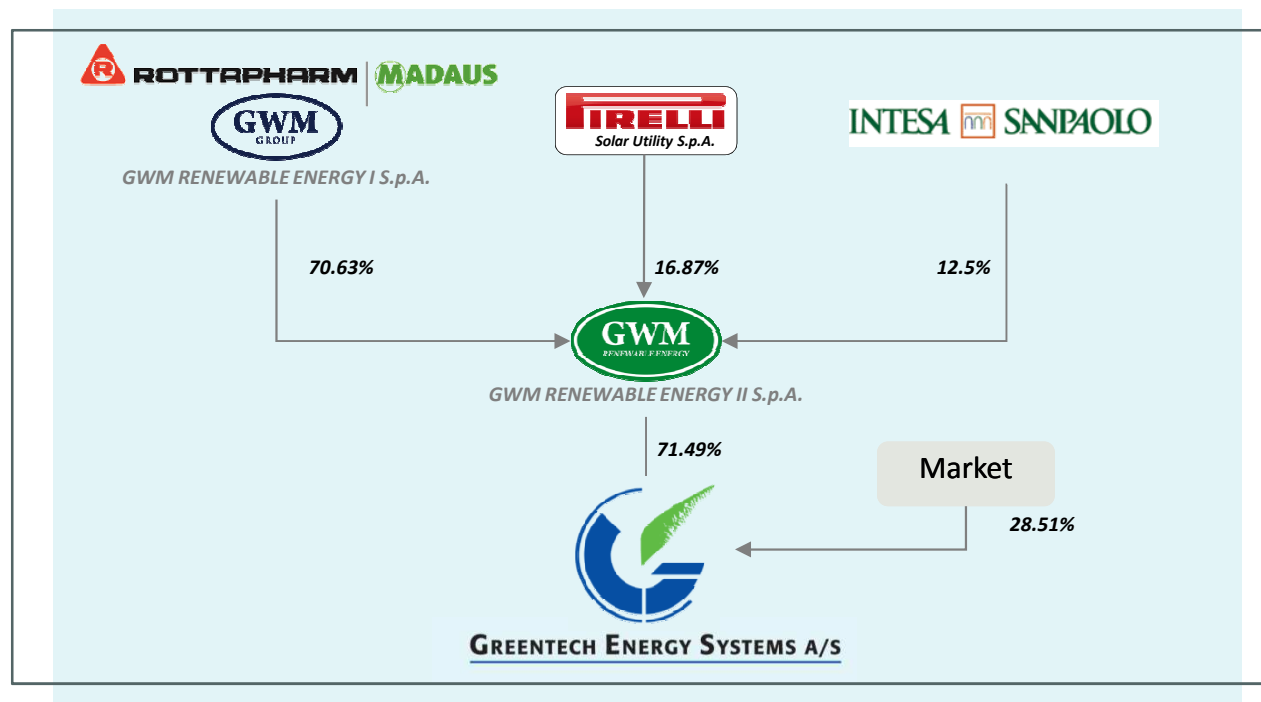
**GREENTECH ENERGY SYSTEMS**

# Greentech at a glance

## Group History



# Shareholders



Greentech has strong institutional investors, major international groups with strong financial track records, such as:

- **Rottapharm-Madaus**, a multinational pharmaceutical group, through GWM Renewable Energy I
- **Pirelli Group**, the world leading tire group
- **Intesa Sanpaolo S.p.A.** banking group, the largest bank in Italy and No. 5 in Europe
- **GWM Group**, a financial group focusing on alternative investments

In addition, Greentech has strong industrial relationships with two of the largest energy producers in Europe, **Électricité de France (EDF)** and **Polska Grupa Energetyczna (PGE)**, through which Greentech will be able to secure better terms in respect of supply and financing agreements and which also may increase the number of project opportunities available



# Greentech at a glance

## Geographical presence

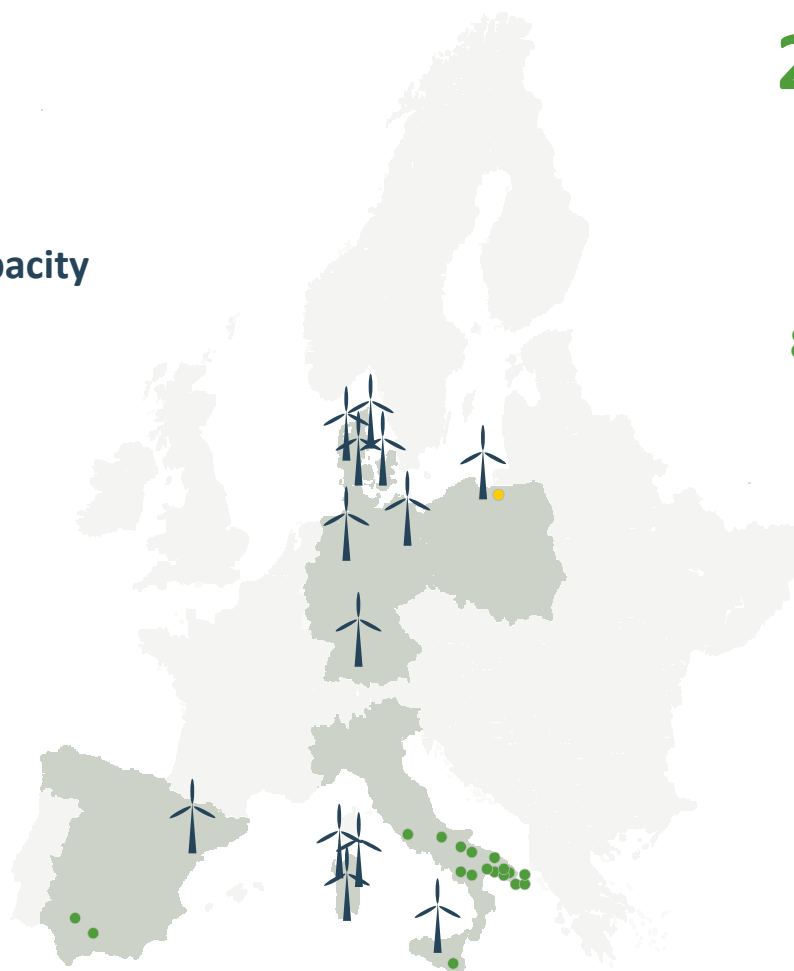
The Greentech portfolio is located throughout Italy, Spain, Denmark, Poland and Germany



**318 MW**

Gross installed capacity

**5 Countries**



## 2012 Production

**148,000** households  
electricity consumption

**810,000** barrels of OIL saved

**236,000** tons of CO2  
emissions avoided



Wind farms in operation



Operating Solar PV Plants



Wind plants under construction



GREENTECH ENERGY SYSTEMS

# Greentech Activities

## Wind operating plants

### ■ WIND

- **Installed capacity: 276 MW** (220 MW net)
- **13 operating wind farms**
- **Countries:** Denmark, Italy, Spain, Poland, Germany

#### Minerva Messina

Italy  
**Power:** 48.3 MW  
**Type of turbine:**  
Nordex  
**Start of operation:**  
July 2010  
**Ownership:** 100%



#### Monte Grighine

Italy  
**Power:** 98.9 MW  
**Type of turbine:**  
Nordex  
**Start of operation:**  
July 2010  
**Ownership:** 50%

#### Conesa

Spain  
**Power:** 30.0 MW  
**Type of turbine:**  
Gamesa  
**Start of operation:**  
September 2009  
**Ownership:** 100%



# Greentech Activities

## Solar PV operating plants

### ■ SOLAR

-Installed capacity: 42 MW(37 MW net)

-15 operating plants

-Countries: Italy, Spain

#### La Carlota

Cordoba, Spain

**Power:** 9.8 MW

**Installation type:**

Fixed-tilt

**Start of operation:**

September 2008

**Ownership:** 50.03%



#### Cerveteri

Lazio, Italy

**Power:** 8.7 MW

**Installation type:**

Fixed-tilt

**Start of operation:**

March 2011

**Ownership:** 100%

#### Nardò Caputo

Apulia, Italy

**Power:** 9.8 MW

**Installation type:**

Fixed-tilt

**Start of operation:**

April 2011

**Ownership:** 100%





# Greentech Activities

## Environment – Gruppo Zilio

### ■ ENVIRONMENT

Gruppo Zilio is a leading operator in Italy in the development and distribution of state-of-the-art water treatment systems. It is also specialized in the construction of renewable energy generation plants powered by solar, biomass or hydropower sources.

#### Piombino:

After the construction of about 100 purification plants, Zilio built in Italy **the largest plant in Europe for removal of arsenic from drinkable water.**



#### Torino:

Gruppo Zilio holds a patent to produce **clean energy and heat using urban sewage sludge**, reducing the sludge by 90% compared to the input volume.

#### Sardinia:

Gruppo Zilio operates in the **mini-hydro** sector, having built **over 50 plants in Italy**, and owning a technology to utilize any difference in heights along a water course.

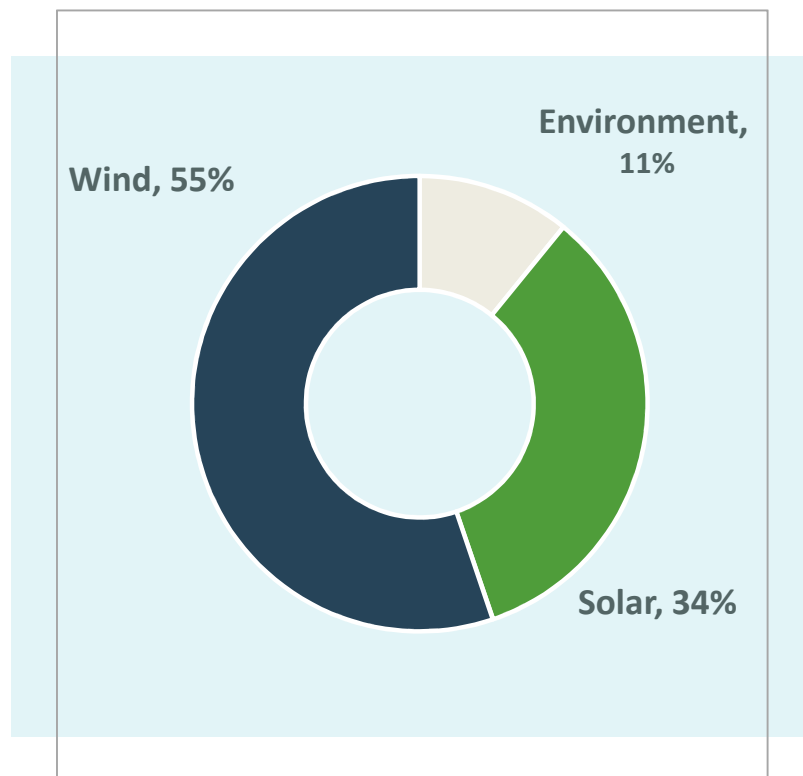


GREENTECH ENERGY SYSTEMS

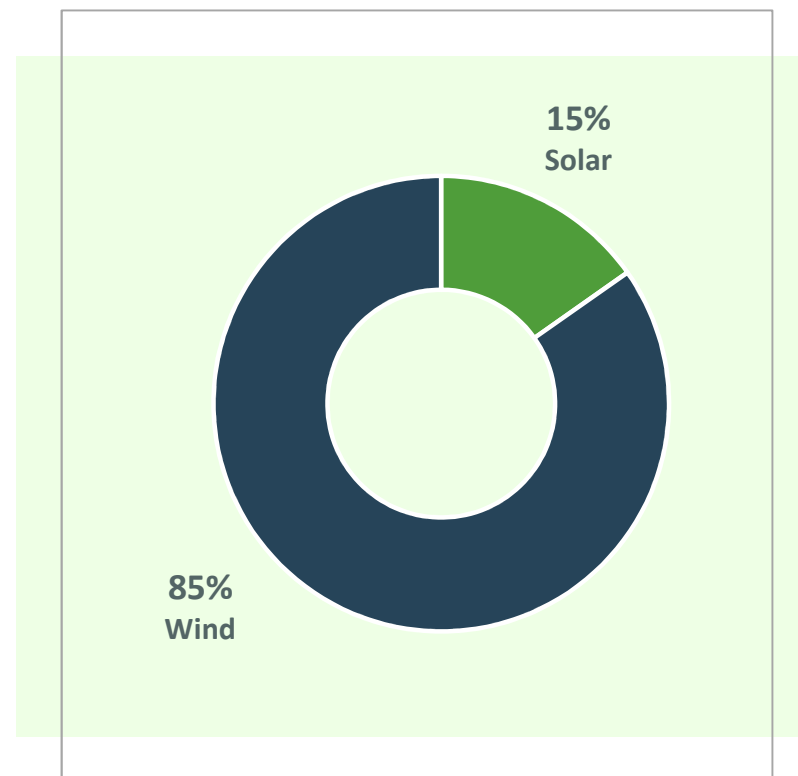
## Breakdown by technology

---

REVENUES BY TECHNOLOGY



PRODUCTION BY TECHNOLOGY

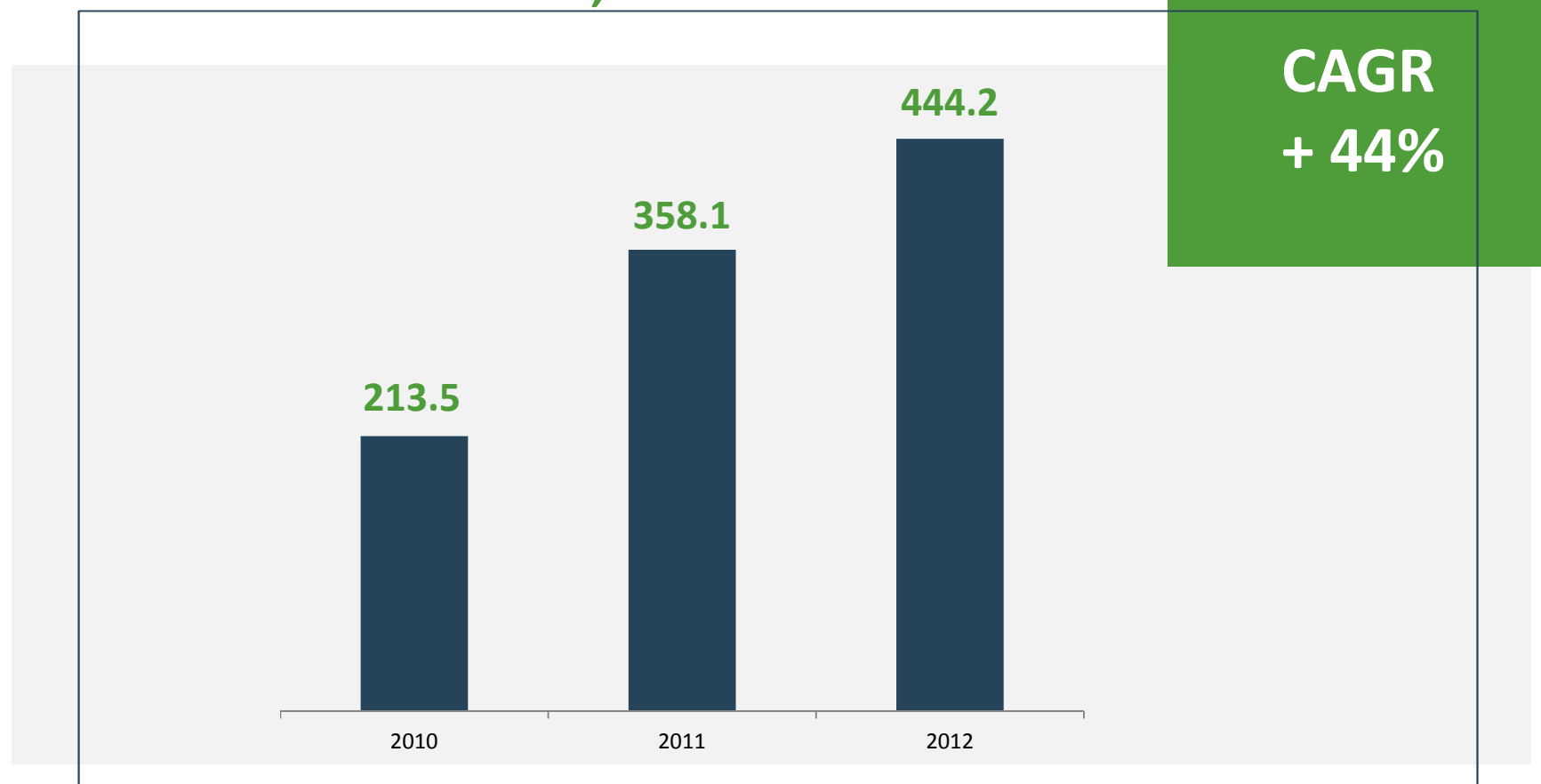


*\* Pro-forma consolidated numbers for the combination of Greentech and GWM business for the entire 2011*

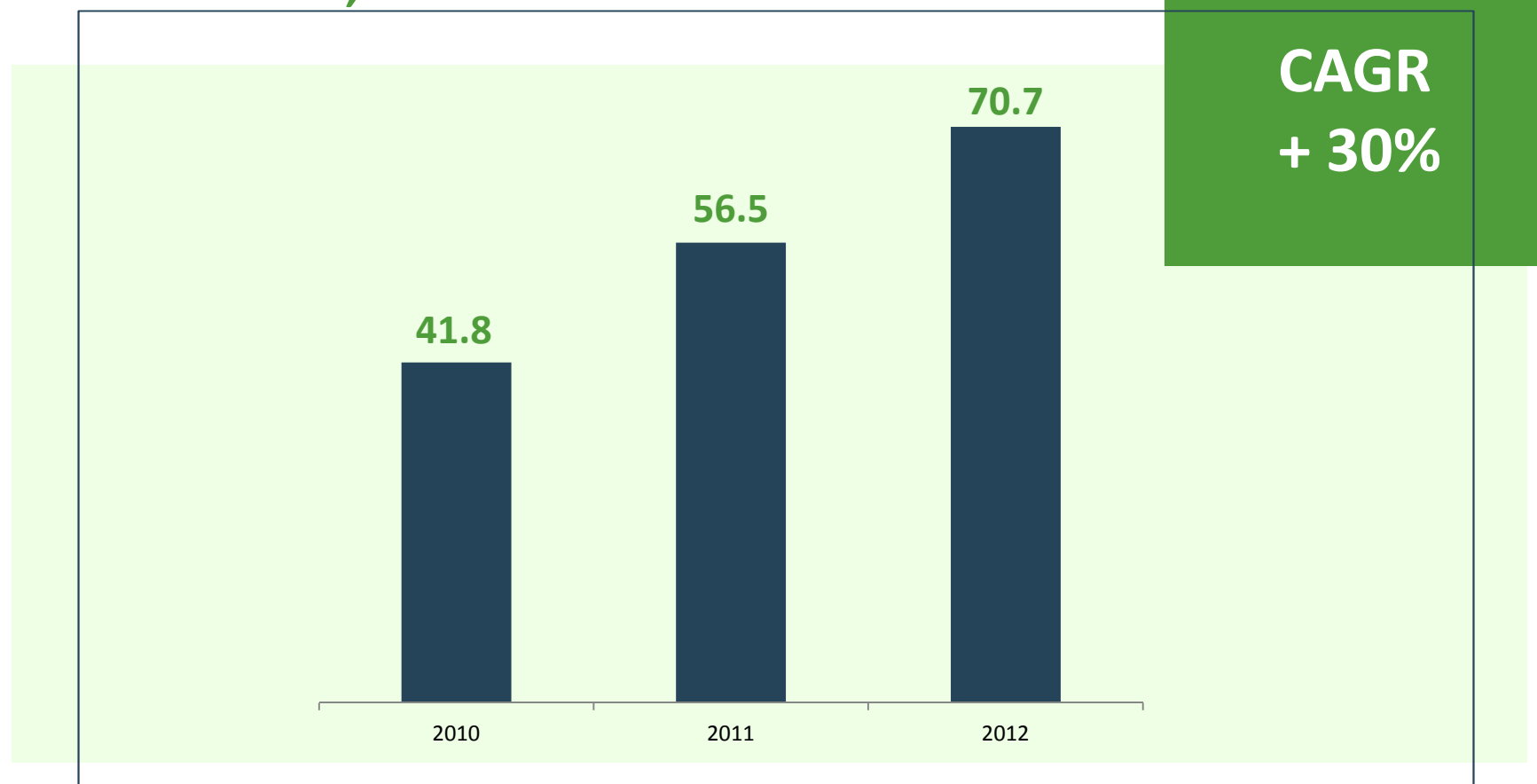




### GROSS PRODUCTION, GWh 2010-2012



### REVENUES, MEUR 2010-2012



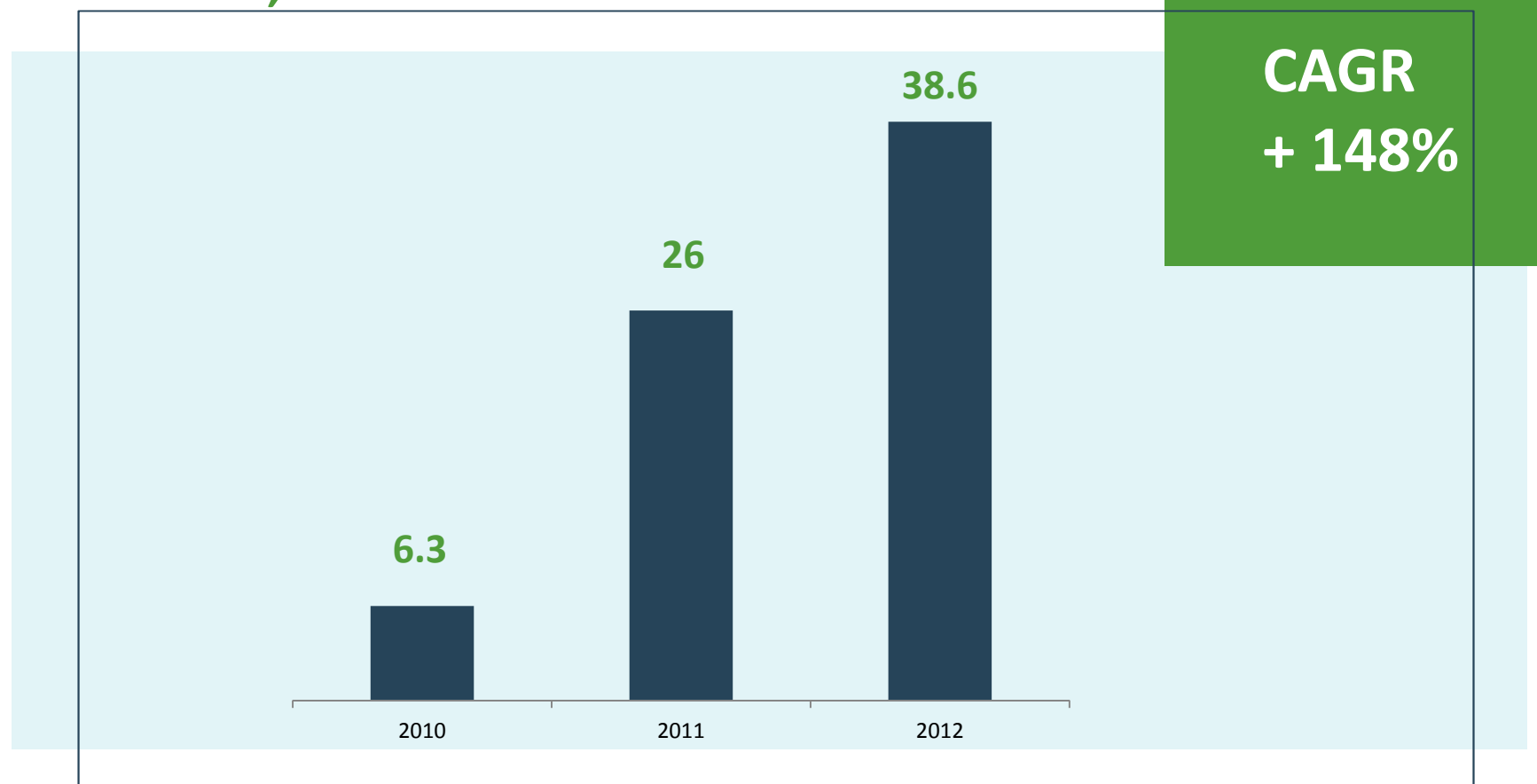
*Revenues are including associates*



## Key financials

---

### EBITDA, MEUR 2010-2012



*EBTIDA is including associates and adjusted for non-recurring costs*



# Strategic guidelines

---

## 1 GW INSTALLED CAPACITY BY 2014

1 GW of operating assets by 2014 with a broadly-based portfolio through focus on 3 strategic pillars:

- M&A transactions
- Geographical diversification
- Technological diversification

## LEADING MID CAP PLAYER

## IMPROVEMENT OF SYNERGIES, VALUATION AND METRICS

## IMPROVEMENT OF OPERATIONAL PERFORMANCE AND COST EFFICIENCY



## Vision

---

A global green **UTILITY**

generating and distributing **RENEWABLE ENERGY**

preserving

the **ENVIRONMENT** and

contributing to

a **WORLD SUSTAINABLE GROWTH**



# Disclaimer

---

Greentech Energy Systems A/S (“GES”) is an energy company developing, constructing and operating renewable energy projects

This material is confidential and not to be reproduced or circulated without the prior written consent of GES. The manner of circulation and distribution may be restricted by law or regulation in certain countries. Persons who come into possession of this document are required to inform themselves of, and to observe such restrictions. Any unauthorized use, duplication, or disclosure of this document is prohibited by law and may result in prosecution.

This document is intended for information purposes only. Nothing herein constitutes an invitation to buy or trade shares in GES, nor does it constitute an endorsement with respect to any investment area or vehicle. Any investment or investment activity to which this communication relates is available only to relevant persons and will be engaged in only with relevant persons. GES, its affiliates, and its employees are not in the business of providing tax or legal advice. These materials and any tax-related statements are not intended or written to be used, and cannot be used or relied upon, by any taxpayer for the purpose of avoiding tax penalties. Tax-related statements, if any, may have been written in connection with the ‘promotion or marketing’ of the transaction(s) or matter(s) addressed by these materials, to the extent allowed by applicable law. Any such taxpayer should seek advice based on taxpayer’s particular circumstances from an independent tax advisor.

This presentation contains forward-looking statements reflecting Management’s current perception of future trends and financial performance. Statements relating to 2011 and the subsequent years are inherently subject to uncertainty, and GES’s actual results may therefore differ from the projections. Factors that may cause such variance include, but are not limited to, changes in macro-economic and political conditions – particularly in GES’s principal markets, changes to the supplier situation and approval procedures, volatility in power prices, regulatory changes, possibilities of obtaining and terms and conditions for project funding, etc.

All information contained here is current only as of the earlier of the date hereof and the date on which it is delivered by GES to the intended recipient, or such other date indicated with respect to specific information, and GES assumes no obligation or responsibility for the accuracy of the information after such date. GES has no obligations or responsibility to update or supplement any of the information contained herein.

Some information contained herein has been obtained from third-party sources, including those specifically referenced, and such information has not been independently verified by GES. No representation, warranty, or undertaking, expressed or implied, is given as to the accuracy or completeness of such information by GES or any other person; no reliance may be placed for any purpose on such information, and no liability is accepted by any person for the accuracy and completeness of such information.

Opinions expressed in this document may include those of GES, GES Affiliates, or non-affiliated third parties. In addition, your relationship team may highlight topics that are specific to your objectives. These opinions may differ from the opinions by other businesses or affiliates of GES; they are not intended to be a forecast of future events, a guarantee of future results or investment advice and are subject to change based on market and other conditions. In any event, past performance is no guarantee of future results, and future results may not meet our expectations due to variety of economic, market and other factors. Further, any projections of potential risk or return are illustrative and should not be taken as limitations as to the maximum possible loss or gain.

